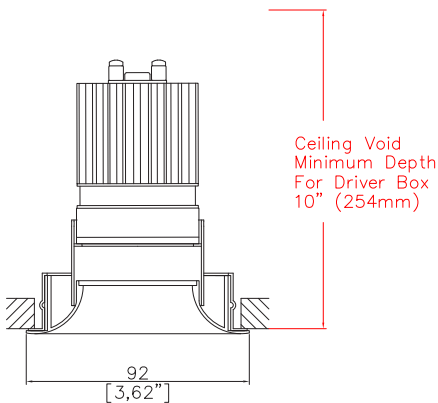


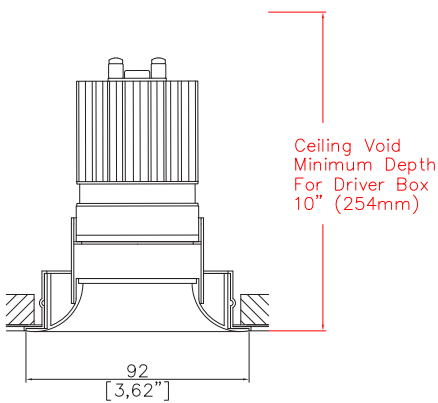
EasyFit Flare90 Fixed



3.62" (92mm) overall diameter. Available with a separate installation kit with overlap flange or mud-in kit for seamless flush finish. Adjustable version available. Supplied with a remote driver box and a plug and play tethered power supply.



A930-FL-LED-PB
Cut-out 3.27" (83mm) Ø



A930-FL-LED-PC
Cut-out 3.27" (83mm) Ø

LED Source	ALED51/Q-HO	ALED51/Q-HO	ALED51/Q-HO	ALED51/Q-HO
CCT	3000K	3000K	3000K	3000K
Drive Current	350mA	350mA	350mA	350mA
Power inc Driver	14.0W	14.0W	14.0W	14.0W
Beam Angle	NF (18°)	MF (25°)	FL (35°)	WFL (55°)
Delivered Lumens	1736	1731	1707	1778
Delivered Intensisty cd	12001	7497	4660	2411
Delivered Lumens per circuit watt	124	124	122	127
Forward Volt	34V	34V	34V	34V
CRI	≥90 CRI	≥90 CRI	≥90 CRI	≥90 CRI


Apply these factors to 3000K for lumen output of other CCTs: 2700K x 0.98 / 3500K x 1.01 / 4000K x 1.02.

Ceiling void minimum depth for driver box: 10.00" (254mm)

Project Ref: _____ Location Ref: _____

Specify fixture part number (All boxes must be filled in to correctly order)

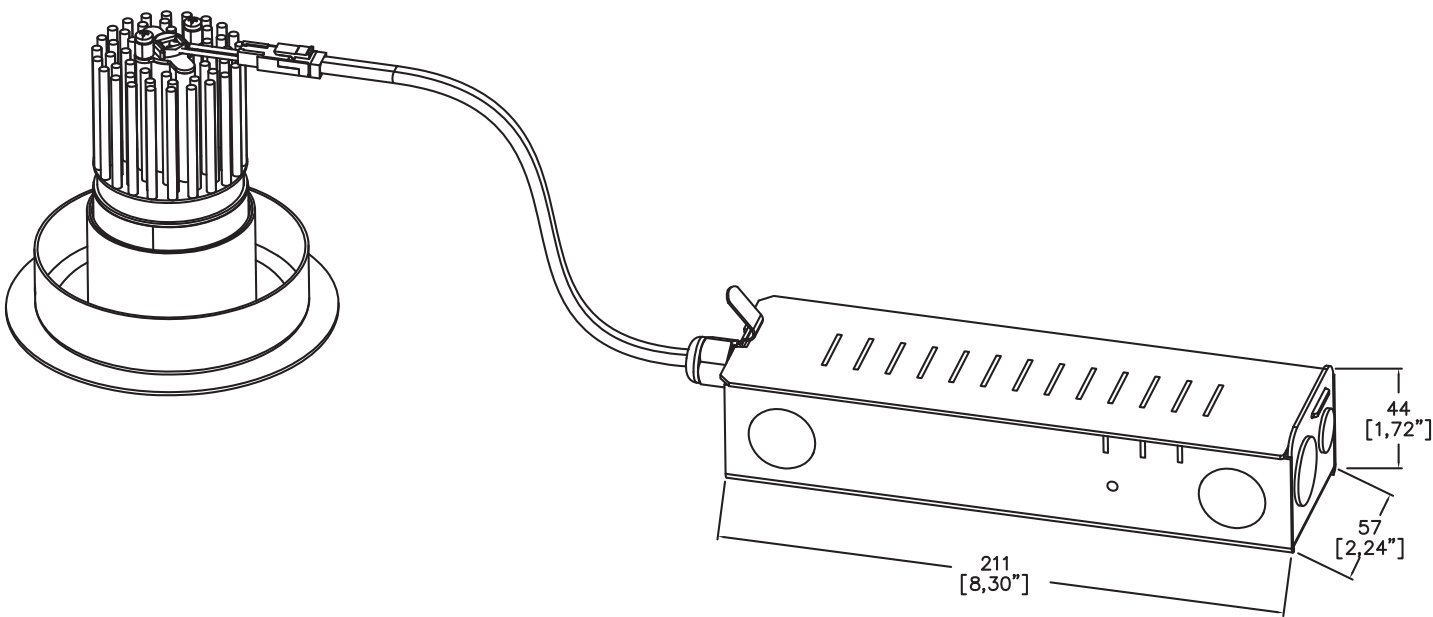
A930-FL-LED				ALED51/Q-HO			ALEZ1-120-277		
Installation _____									
TR	Installation kit with overlap flange								
PC	Mud-in kit for seamless flush finish								
Finish _____									
WH	White								
BK	Black								
RAL	Custom*								
ABR1	Antique Brass								
ABZ1	Antique Bronze								
PCH1	Polished Chrome								
PNK1	Polished Nickel								
PBR1	Polished Brass								
Location _____									
DP	Damp								
WT	Wet								
Supplied for dry location as standard									
LED Type _____									
ALED51/Q-HO	LED50 ONE Quantum High Output								
CCT _____									
27	2700K								
30	3000K								
35	3500K (1)								
40	4000K (1)								
(1) contact Lucent for availability									
Beam Angles _____									
NF	Narrow Flood								
MF	Medium Flood								
FL	Flood								
WFL	Wide Flood								
EasyFit _____									
ALEZ1-120-277	Lucent EasyFit 120-277V								
Dimming Protocol _____									
SLA	EldoLED Analog (0-10V) (0.1% Dimming)								
ECA	EldoLED Analog (0-10V) (1% Dimming)								
SLD	EldoLED DALI (0.1% Dimming)								
ECD	EldoLED DALI (1% Dimming)								
PTB15	ERP PTB 0-10V/Phase (1% Dimming) (PHASE ONLY 120V)								
FTX15	Hatch Foundation 0-10V/Phase (1% Dimming)								
Contact Lucent factory for Lutron LED Driver options									
Louvre/Lens _____									
XX	Not required								
LL45	Honeycomb								
LLDF	Solite/Diffusing								
LLFR	Frosted Lens								
LLLS	Linear Spread								
LLHS	Heavy Spread								



NIC - No contact with insulation

Ceiling void minimum depth for driver box: 10.00" (254mm)

Fixture and EasyFit driver box



Installation Kits



Installation kit with overlap flange



Mud-in kit for seamless flush finish

Ceiling void minimum depth for driver box: 10.00" (254mm)

Finish selection



Antique Brass



Antique Bronze



Polished Brass



Polished Nickel



Polished Chrome

Accessories




Honeycomb Louvre



Diffusing Lens



Frosted Lens



Heavy Spread Lens



Linear Spread Lens

Technical Details

*Custom RAL code must be specified. Custom RAL colours can increase prices and lead times

Dimming. Whilst Lucent can offer the majority of its luminaires with various dimming options, it remains the responsibility of the specifier/installer to check and ensure compatibility of any control equipment used. Additional cabling may be required depending on the dimming protocol specified.

^ Depth indicated is the minimum recess depth for the driver to be installed through the luminaire cut out.

First Fix Requirement. Luminaire comprised of fixture body with ceiling trim and installation kit, which is to be fitted into the ceiling once finished. Ensure correct alignment of the installation kit before final assembly (see luminaire installation instructions for details)

Location. Tested from underside of the ceiling

It is the policy of Lucent Lighting to continually review and improve its products and therefore reserve the right to change any details of product or withdraw specifications without prior notice.

This specification sheet supersedes all previous versions.

All intellectual property rights pertaining to the product described above and to this document are owned by or licensed to Lucent Lighting Ltd.

We reserve the right to take whatever action is necessary to protect those intellectual property rights.

Please notify Lucent Lighting Ltd of any inaccuracies immediately. E&OE

